



Year 8 Textiles Design

Top Tips for Successful Designs – From our year 10 students

- Research your artist
- Plan to use colour
- Don't over think it
- Keep it simple at first
- Annotate clearly
- Be inspired by the artist – but don't copy them

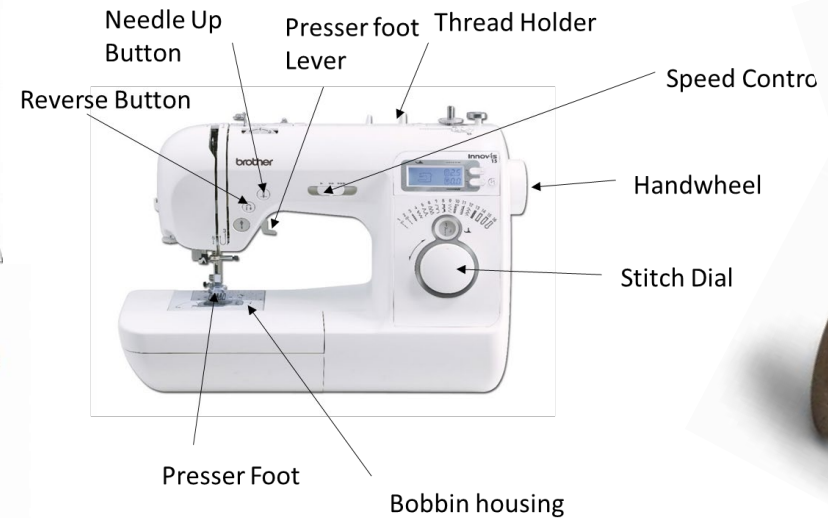
Keywords you might hear and use:

- Seam
- Hem
- Applique
- Stitch
- Thread

Focus Artist/Designer: David Hockney

- Born 1937
- Print maker and draughtsman
- Contributor to the Pop Art movement.
- Highly influential British artist.
- Used bright, bold, abstract colours.

Tools you might use






Year 8 3-Dimensional Design

Tools you might use



Coping Saw



Strip Heater



File



Drawing Equipment

Focus Designer – Keith Haring

- Keith Haring was born in Pennsylvania, USA in 1990.
- His father was a keen cartoonist and Keith became interested in art at a very young age.
- Some of his early influences included: Walt Disney cartoons, Dr Seuss, Charles Schultz and the animated characters in The Bugs Bunny Show.
- When he was a teenager, Keith Haring hitchhiked across America selling T-shirts decorated with his own designs.
- He is inspired by the use of bright and bold colour with thick silhouettes.

Types of Plastic

Thermoplastic – Acrylic and Polythene

Thermosetting Plastic – Melamine and Urea Formadehyde

Keywords – Durable, Synthetic, Prototype, Measure, Design, Thermoplastic, File

Workshop Safety

- Never run in the workshop
- Follow instructions
- Wear goggles if needed
- Tie up long hair
- Don't use equipment if you don't know how



Year 8 Graphics

Top Tips for Successful Research – From our year 10 students

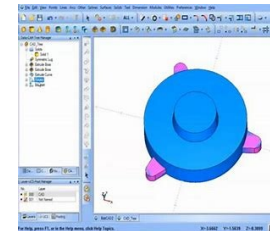
- Know your artist
- Don't copy and paste
- Don't do the same as everyone else
- Double check the facts
- Annotate clearly
- Allow the research to find the next artist for you/

Focus Artist/Designer – Quentin Blake

- English illustrator, cartoonist and children's writer
- Uses waterproof black ink for outlines first and watercolour paints to colour in
- Uses different tones of colours to create a 3d effect on some illustrations
- Objects often appear on their own or with minimal background. Some illustrations are set in a scene.

What will you be doing?

Computer Aided Design



Designing /
Drawing
Techniques

Research,
Analysis and
Evaluating



Keywords you will hear and use

- Book
- Pop up mechanism
- Colour theory
- Illustrate
- Typography
- Composition

Year 8

Food and Cooking

Personal hygiene rules:

- Wash your hands regularly
- Cover cuts and grazes
- Wear an Apron
- Remove Jewellery
- Tie up long hair

Complex Carbohydrates



Top Tips for Successful Practical Lessons – From year 11 students

- Follow instructions step by step
- Practise your skills
- Be accurate and safe
- Work as a team
- Weigh and measure carefully
- Watch demonstrations closely

Safety Rules:

- Don't run with knives
- Use oven gloves
- Wash up with hot water
- Clean up spills
- Tie up long hair

Tools you will use



Paring Knife



Colander



Scales



Chopping Boards

Grater



What you can expect to practise and learn:

Carbohydrates, Healthy Eating, Special Diets Macedoine, Accurate and Precision Knife Skills, Food Poisoning Bacteria, National Dishes